



# 2023 FGFOA School of Government Finance

October 20, 2023



# With You Today



Kevin Guthrie



Melissa Foggy



Matt Ramirez



# Agenda



01 F-ROC Overview

02 Four Pillars of F-ROC

03 F-ROC Scoring

04 F-ROC Benefits

05 What's Next





# F-ROC Overview



# For Your Information



## 01 No Standards

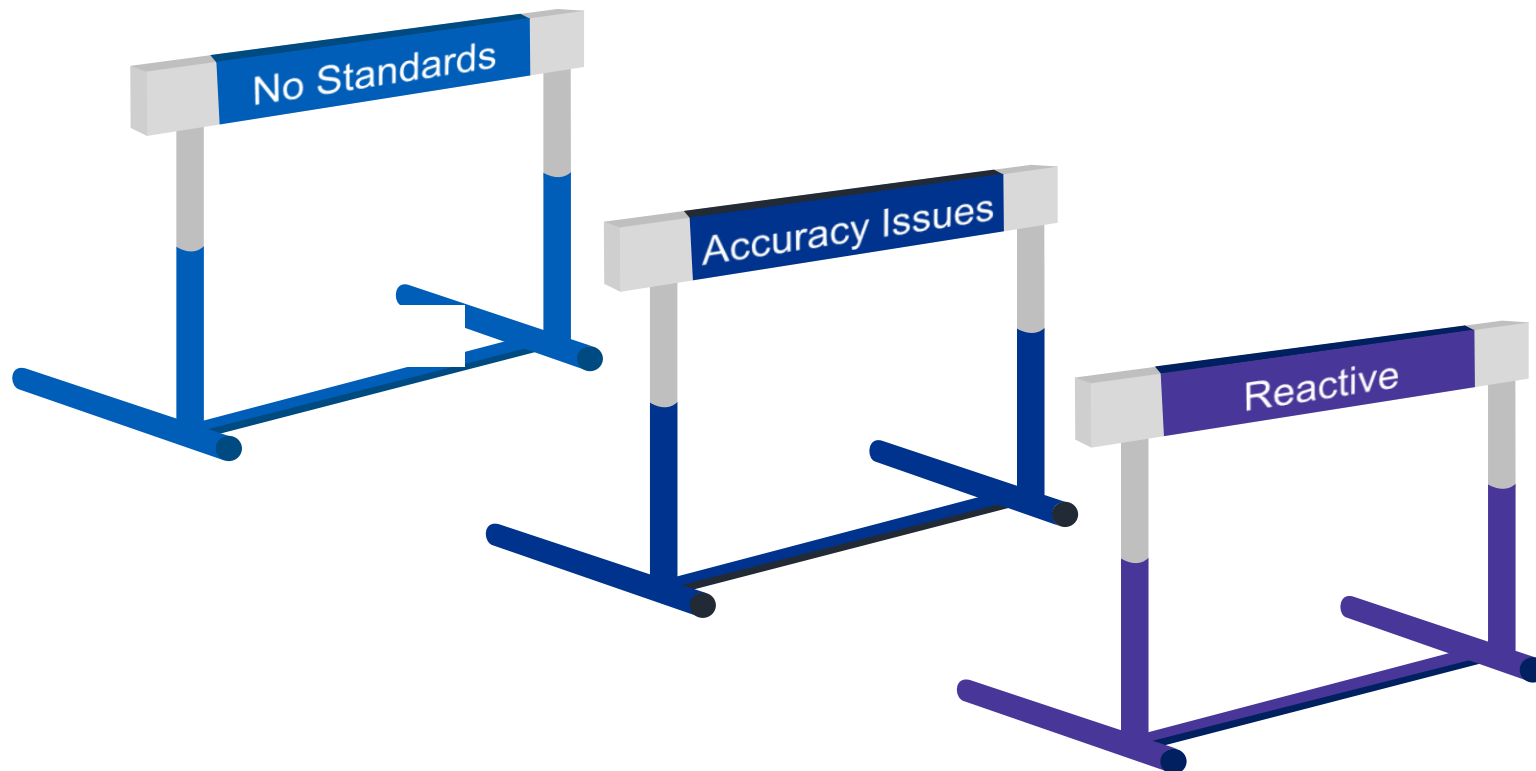
Documentation could be submitted in PDFs, Excel spreadsheet, email, scanned documents.

## 02 Accuracy Issues

Documentation was often inaccurate or incomplete and risk was high.

## 03 Reactive

Most of the work being done for an event was taking place after the event.





# 4 Pillars of F-ROC

# What will Help Change Public Assistance?

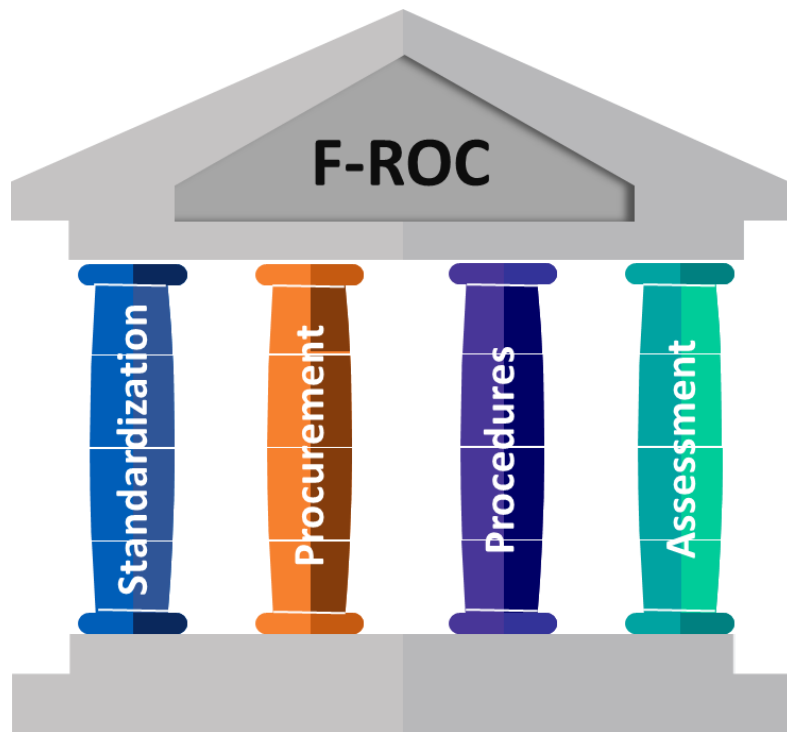
*The State-sponsored F-ROC initiative addresses current-state challenges by encouraging a proactive and streamlined approach to recovery, reducing risk, and implementing measures that enhance Applicants' ability to successfully navigate the Public Assistance process.*

## PILLAR 1: STANDARDIZATION

F-ROC standardizes and simplifies forms, making it easier to **submit accurate documentation** for Public Assistance and receive funding timely.

## PILLAR 2: PROCUREMENT

F-ROC helps you to ensure you have contractors and vendors in place and your **procurement plans meet federal regulations.**



## PILLAR 3: PROCEDURES

F-ROC helps you prepare for events by ensuring you have **policies and procedures** that are accurate, **up-to-date**, and follow **FEMA guidelines.**

## PILLAR 4: ASSESSMENT

The Disaster Readiness Assessment provides you with the insights needed to be successful. You can opt-in **for free** and receive **up to 80% of funding** upfront.



## Current Challenges



Timing of funding post-disaster to impacted communities



Inconsistencies in documentation elements and submissions



OIG findings around a lack of risk-based approaches in recovery



Increase in de-obligation due to documentation inconsistencies



Different forms, different processes within a county or region

## Goals



Flow funding to impacted communities faster while also managing risk



Establish clear standardized documentation expectations to promote accuracy & efficiency



Promote a streamlined and simplified FEMA Public Assistance process built on Disaster Readiness Assessment



Provide Applicants with a listing of actions to decrease de-obligations and increase funding advancement



More cohesive approach and support between Applicants as everyone is using same documentation



# Standardized Forms



<b>Contract Work Summary Record</b>	<b>Debris Management Site Checklist</b>	<b>Leaner-Hanger Summary</b>	<b>Mutual Aid - State Mission Cost Estimate Form - Editable PC</b>
<b>Crew Time Report</b>	<b>Demolition of Private Property Eligibility Checklist</b>	<b>Leaner-Hanger-Stump Ticket – Example</b>	<b>Mutual Aid - State Mission Cost Estimate Form - Editable Travel</b>
<b>Daily Activity Report- Inmates</b>	<b>Donated Resources - Emergency Work Checklist</b>	<b>Load Site Log</b>	<b>On-Hand Materials and Supplies Usage Log</b>
<b>Daily Activity Reports- Individual</b>	<b>Equipment Inventory Log</b>	<b>Mosquito Abatement – Vector Control Checklist</b>	<b>Public Assistance Applicant Procurement Compliance Checklist</b>
<b>Daily Activity Reports- Individual EMS</b>	<b>Expanded Daily Activity Reports – Team - National Guard</b>	<b>Mutual Aid - EMAC R-2</b>	<b>Right of Entry – Example</b>
<b>Daily Activity Reports- Individual Firefighter</b>	<b>FEMA EHP Completeness Checklist for CAT A and B Permit Reference List</b>	<b>Mutual Aid - SMAA Local Resource Support Agreement</b>	<b>Sign-In Sheet</b>
<b>Daily Activity Reports – Individual – Law Enforcement</b>	<b>First Push Activity Log</b>	<b>Mutual Aid - State Mission Cost Estimate Form - Editable</b>	<b>Stump Summary</b>
<b>Daily Activity Reports- Team</b>	<b>Haul-Out Log</b>	<b>Mutual Aid - State Mission Cost Estimate Form – Editable EC.</b>	<b>Tower Monitor Summary Form</b>
<b>Daily Roving Monitor Log</b>	<b>Initial Damage Assessment</b>	<b>Mutual Aid - State Mission Cost Est. Form – Editable Equipment Rates</b>	<b>Truck Certification Form &amp; Instructions</b>
<b>Debris Load Ticket Template</b>	<b>Labor Backfill Form</b>	<b>Mutual Aid - State Mission Cost Est. Form - Editable Materials</b>	<b>Unmanned Equipment Usage Log</b>
	<b>Labor Roster</b>	<b>Mutual Aid- Claim Summary Form</b>	



# Deep Dive into Forms





# Procurement



## 01 Standardization

Form standardization simplifies the process, making it easier to submit documentation for Public Assistance.

## 02 Procurement

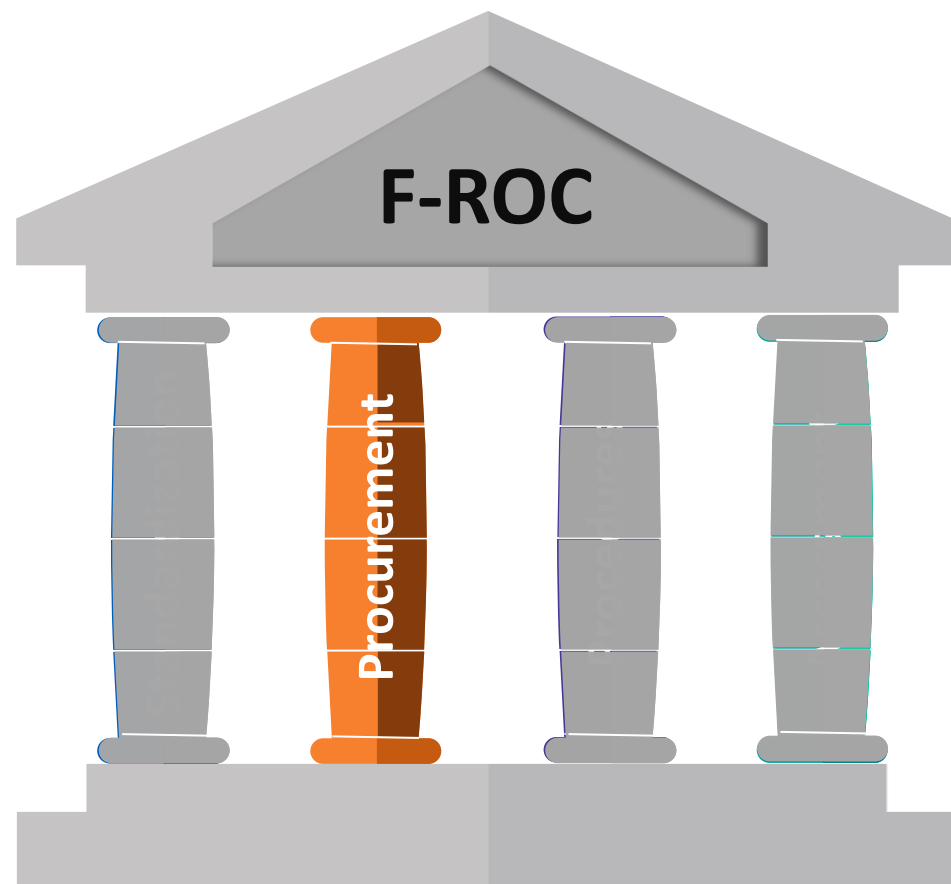
Understanding the procurement process and having contracts and vendors in place is critical in successful submission for Public Assistance.

## 03 Procedures

We help our Applicants prepare for events by ensuring they have a plan in place that includes policies and procedures.

## 04 Assessment

Our Disaster Readiness Assessment provides Applicants the insights needed for them to be successful in the F-ROC program.



When an Applicant decides to opt-in to F-ROC they are agreeing to complete important procurement activities BEFORE and AFTER an event.

## Action Items!

Define cost eligibility

Identify labor, equipment, supplies, contractors

Apply procurement policies





# Procedures



## 01 Standardization

Form standardization simplifies the process, making it easier to submit documentation for Public Assistance.

## 02 Procurement

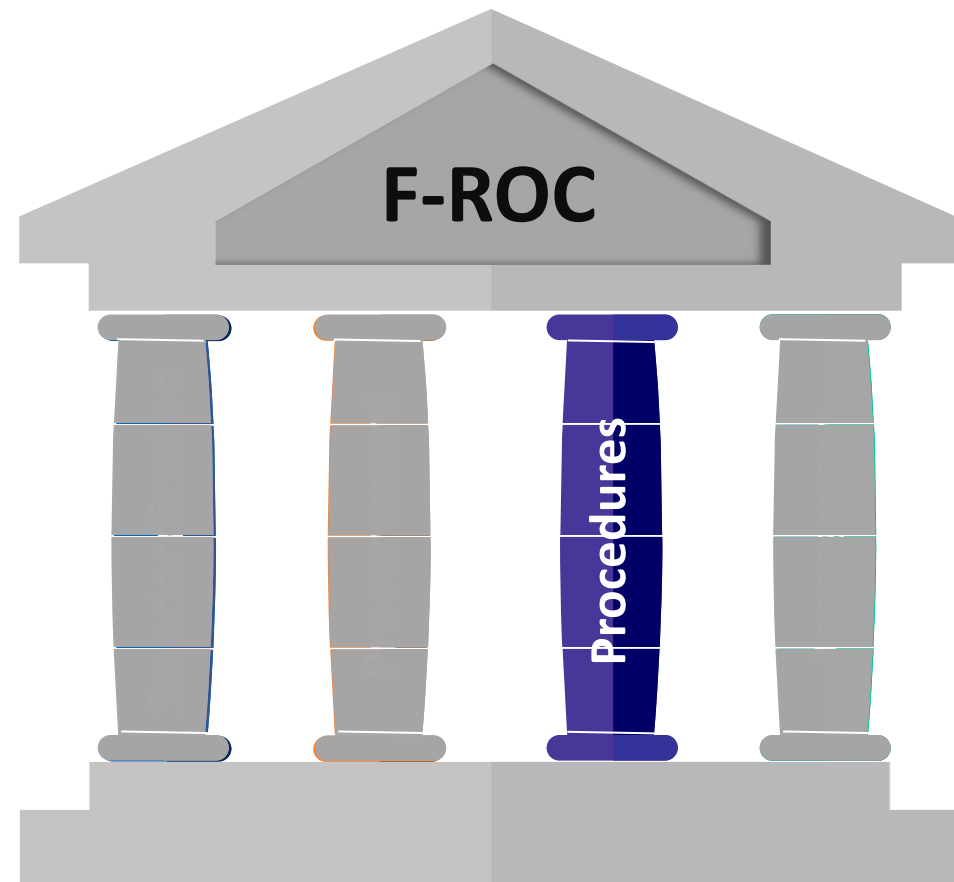
Understanding the procurement process and having contracts and vendors in place is critical in successful submission for Public Assistance.

## 03 Procedures

We help our Applicants prepare for events by ensuring they have a plan in place that includes policies and procedures.

## 04 Assessment

Our Disaster Readiness Assessment provides Applicants the insights needed for them to be successful in the F-ROC program.





# Procedures for Recovery



**Make a  
Plan**



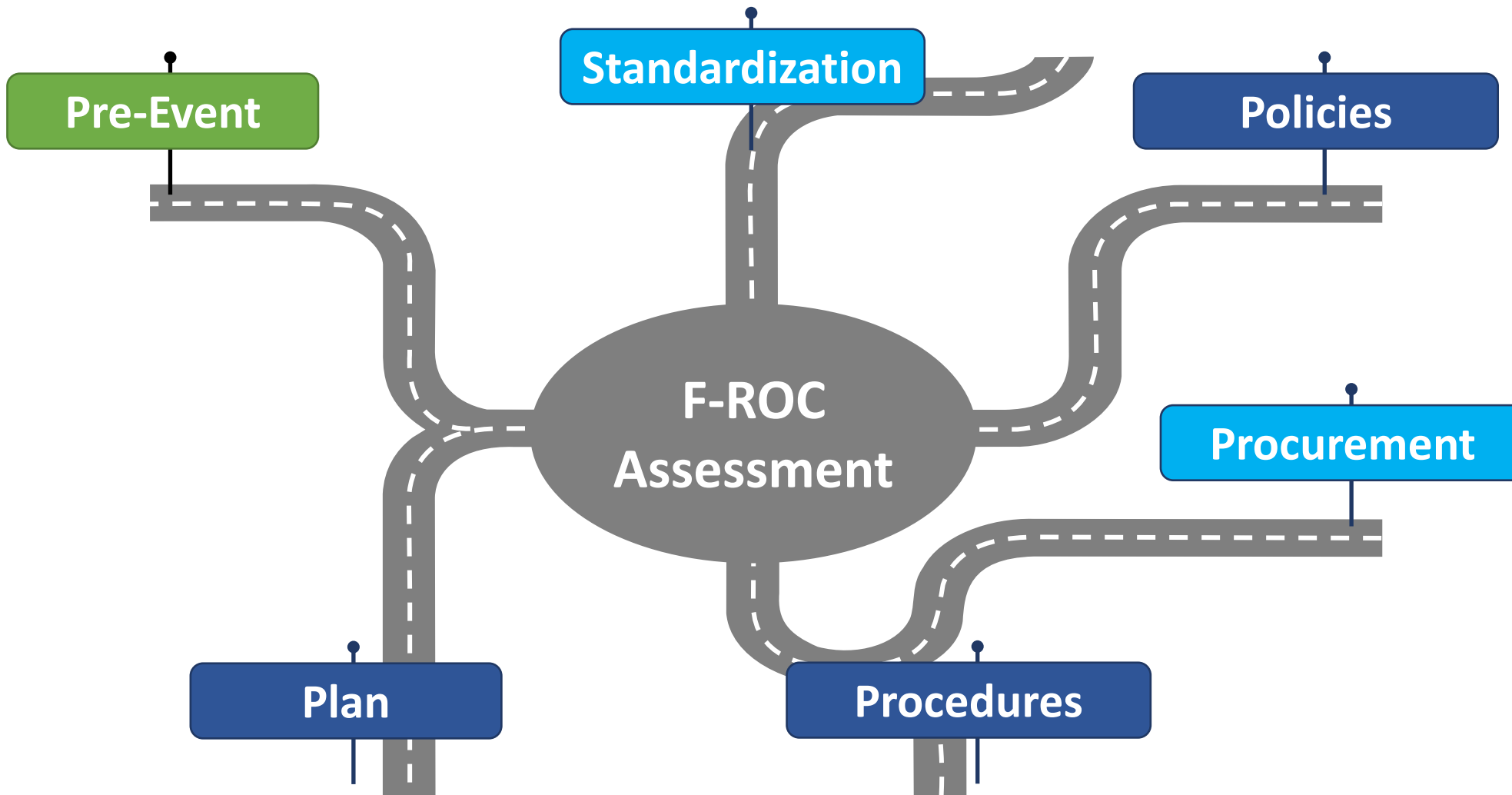
**Update  
Policies**



**Update  
Procedures**



# All Roads Lead to...







# Assessment



## 01 Standardization

Form standardization simplifies the process, making it easier to submit documentation for Public Assistance.

## 02 Procurement

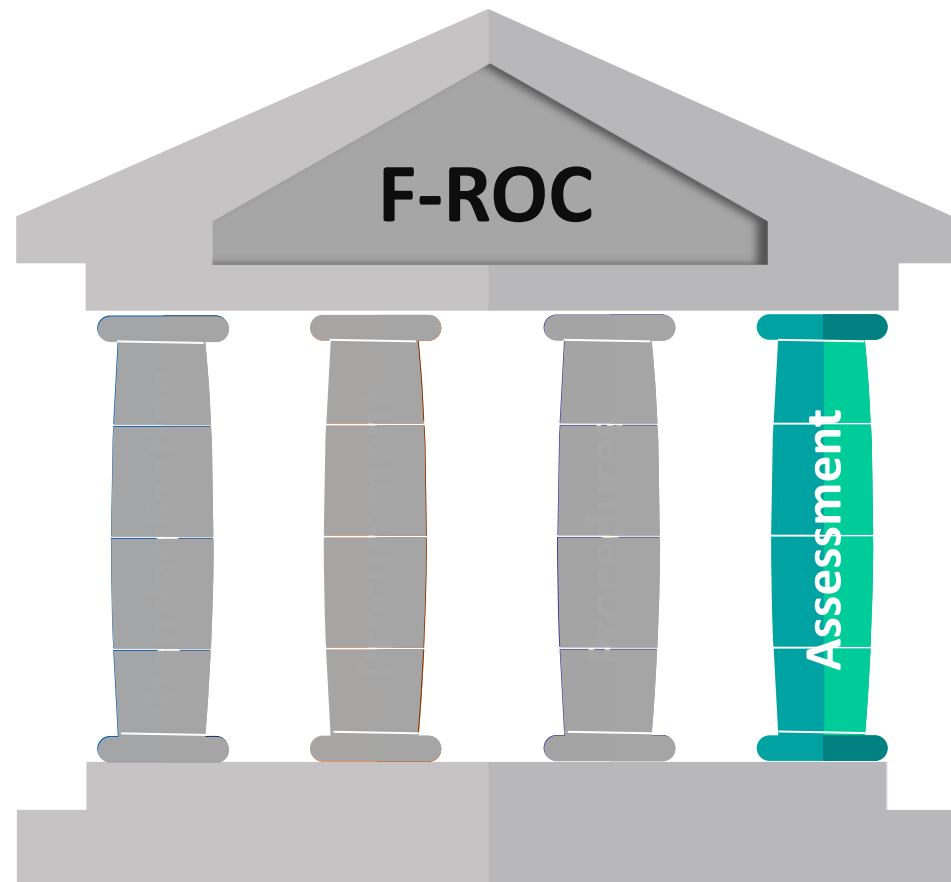
Understanding the procurement process and having contracts and vendors in place is critical in successful submission for Public Assistance.

## 03 Procedures

We help our Applicants prepare for events by ensuring they have a plan in place that includes policies and procedures.

## 04 Assessment

Our Disaster Readiness Assessment provides Applicants the insights needed for them to be successful in the F-ROC program.

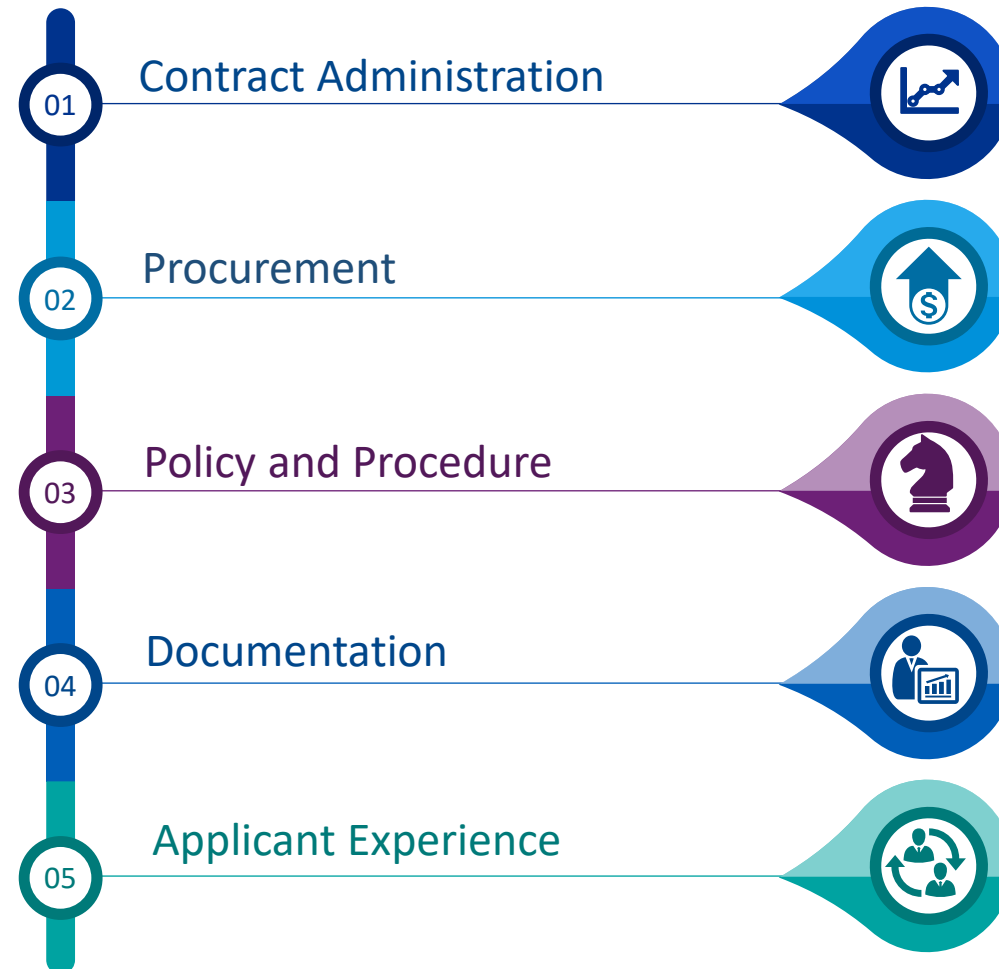




# Disaster Readiness Assessment (DRA)



All Disaster Readiness Assessment questions were grouped into two categories, Category A and Category B. The questions in these two categories can then be further broken down into five sub-categories:





# F-ROC Scoring



# F-ROC Scoring



The Florida Iceberg! Just like the majority of an iceberg isn't visible, the majority of PA funding can be received upfront through the F-ROC process.

The **maximum F-ROC score is 80**. This score is made up of three components:

Once **validation** of supporting documents is **complete**, you will receive the remainder of the validated, obligated amount

**20** Post Disaster Questionnaire (F-ROC Forms and Training)

**40** Disaster Readiness Assessment

**20** Baseline

With F-ROC, you can receive up to **80% Funding Upfront**

\*5 bonus points can be earned with EMAP accreditation



# F-ROC Benefits

## Project Formulation

Streamlined processes improve accuracy.



## Obligation

Streamlined project reviews, results in quicker **obligation**.



## HMGP \$\$\$

Faster obligations mean a higher lock-in and more resilient communities.



## Payment

Responsibly moves \$\$\$ to Applicants in need with maximum speed.





# Didn't Opt-In? You Can Still Benefit!



---

F-ROC has standardized forms for Category A and Category B that make it easier to submit accurate documentation for Public Assistance and receive funding timely.

---

Independently reviewing DRA questions can help you understand areas for improvement for your entity and how you can better prepare for future events.



## F-ROC Forms

- F-ROC Forms simplify the process using intuitive features.
- Forms are accompanied by supporting How-To videos and QRG's.



## DRA

- DRA questions are grouped into Cat A and Cat B, and cover applicant experience, policy and procedure, documentation, procurement, and contract administration.



## Training

- Trainings for professionals
- Trainings for field professionals
- Trainings for administrative professionals



## Documentation

- FEMA Policies and Fact Sheets.
- Supporting documentation that promotes better understanding of FEMA guidelines.

---

There are ongoing training opportunities for applicants to learn more about F-ROC, how to mitigate risks, and prepare for a disaster, with a new round of training being rolled out in January 2024.

---

On the official F-ROC website, there is an abundance of resources that include training materials, informational one pagers, and much more.

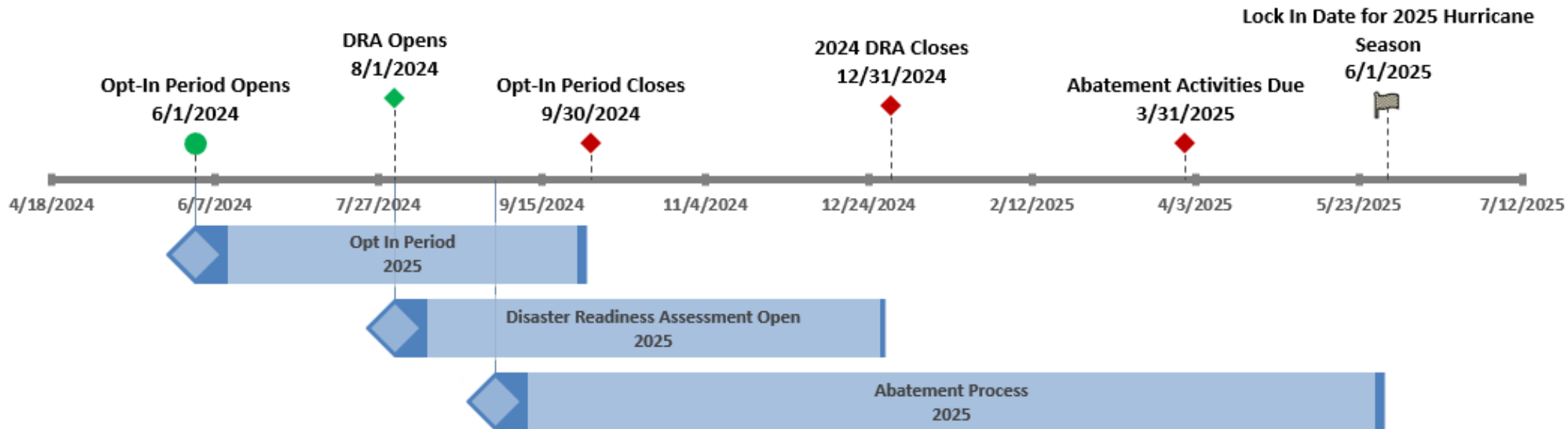


# What's Next





## F-ROC Opt-In 2025 (Tentative)






# How Can I Stay Informed?



Have feedback  
or ideas?

---



Want to receive  
updates?

---



Please send an email to [F-ROC@em.myflorida.com](mailto:F-ROC@em.myflorida.com)



# QUESTIONS?



[FloridaDisaster.org/FROC](https://FloridaDisaster.org/FROC)